Up-to-date Questions and Answers from authentic resources to improve knowledge and pass the exam at very first attempt. ----- Guaranteed.

I40-420 MCQs
I40-420 TestPrep
I40-420 Study Guide
I40-420 Practice Test
I40-420 Exam Questions

killexams.com

IFPUG

I40-420

Certified Function Point Specialist

ORDER FULL VERSION

https://killexams.com/pass4sure/exam-detail/I40-420

QUESTION: 241
HOTSPOT
CORPORATE INFORMATION SYSTEM (CIS) - EMPLOYEE DATA TRANSFER
- From the CIS main menu, the CIS user selects the Transfer Employee Data option.
- The Transfer Employee Data option creates a transaction file of CIS Employee logical file records that have a status flag equal to Add or Change. Each record in the transaction file contains employee badge number, first name, last name, phone number, facility, supervisor badge number, organization, job code, and status flag.
- The CIS transaction file is written to the Financial System (FS) server's temporary file work area. This data transfer is a user requirement for both applications.
- From the FS main menu, the FS user selects the Load Employee Data option.
- The Load Employee Data option accesses the CIS transaction file from the FS server's temporary file work area. The Load Employee Data option processes the input records according to the status flag, initiating different processing logic for Add and Change. The Load Employee Data option loads all attributes from each record to the FS, except the status flag.
- As part of the same elementary process, when an employee is being Added or Changed to the FS Employee logical file it also saves the employee's pay grade code, retrieved from the Payroll System.
- Both applications have a requirement to access a version of the Employee logical file.
Determine the complexity for the functions listed. Select the complexity for each function:

Function Name	Enter Complexity		
	low	average	high
CIS Employee	○	○	○
FS Employee	○	○	○
FS Employee Data Add	○	○	○
FS Employee Data Change	○	○	○
CIS Transfer Employee Data	○	○	○

Answer:

Function Name	Enter Complexity		
	low	average	high
CIS Employee	○	○	○
FS Employee	○	○	○
FS Employee Data Add	○	○	○
FS Employee Data Change	○	○	○
CIS Transfer Employee Data	○	○	○

QUESTION: 242
HOTSPOT
TAX APPLICATION
For the TAX application the user required the migration of existing taxpayer information (name, tax identification number, location name) to the TAX application. A conversion file with taxpayer data was created and imported into the Taxpayer logical file in the TAX application. The source of the data was the Account Holder logical file. The user required the ability to Add, Change and Delete the taxpayer information in the Taxpayer logical file. The user required the ability to View the taxpayer information prior to changing or deleting information. From the Names of Possible Functions listed identify the base functional components for the TAX application baseline. Select N/A if a Name of Possible Functions does not apply. Identify the functions used:

ILF	EIF	EI	EO	EQ	N/A	Names of Possible Functions
○	○	○	○	○	○	Account Holder
○	○	○	○	○	○	Add Taxpayer
○	○	○	○	○	○	Change Migrated Taxpayer
○	○	○	○	○	○	Change Taxpayer
○	○	○	○	○	○	Delete Migrated Taxpayer
○	○	○	○	○	○	Delete Taxpayer
○	○	○	○	○	○	Import Taxpayer
○	○	○	○	○	○	Taxpayer
○	○	○	○	○	○	Taxpayer Conversion
○	○	○	○	○	○	View Migrated Taxpayer
○	○	○	○	○	○	View Taxpayer

Answer:

ILF	EIF	EI	EO	EQ	N/A	Names of Possible Functions
○	○	○	○	○	○	Account Holder
○	○	○	○	○	○	Add Taxpayer
○	○	○	○	○	○	Change Migrated Taxpayer
○	○	○	○	○	○	Change Taxpayer
○	○	○	○	○	○	Delete Migrated Taxpayer
○	○	○	○	○	○	Delete Taxpayer
○	○	○	○	○	○	Import Taxpayer
○	○	○	○	○	○	Taxpayer
○	○	○	○	○	○	Taxpayer Conversion
○	○	○	○	○	○	View Migrated Taxpayer
○	○	○	○	○	○	View Taxpayer

QUESTION: 243

HOTSPOT
Several functions are outlined within the following scenario for the Accounts Receivable application:
- From the main menu, the user selects the receive payment option.
- The receive payment option opens a screen which allows the user to add or change payment information on the Payment Information logical file after performing an inquiry on payments received for the customer. The receive payment option updates the Customer Master logical file to store a current outstanding balance due. If there was no existing outstanding balance, the current balance is added to the Customer Master logical file.
- From the main menu, the user selects the balance review option.
- The balance review option accesses the Customer Master logical file and allows the user to create a summary report with customer balance totals.
- The balance review summary option accesses the Customer Master and Currency Translation logical files. A report is created that contains a comprehensive list of all past balance changes in both company standard currency and customer local currency.

From the Names of Possible Functions listed identify the transactional functions for the Accounts Receivable application. Select N/A if a Name of Possible Function does not apply. Identify the functions used:

EI	EO	EQ	N/A	Names of Possible Functions
○	○	○	○	Add Payment
○	○	○	○	Balance Detail Report
○	○	○	○	Balance Review Summary Report
○	○	○	○	Change Payment
○	○	○	○	Convert Currency
○	○	○	○	Delete Payment Change
○	○	○	○	Receive Payment Option
○	○	○	○	View Currency Translations
○	○	○	○	View Customer Master
○	○	○	○	View Payments Received

Answer:

EI	EO	EQ	N/A	Names of Possible Functions
☐	○	○	○	Add Payment
○	☐	○	○	Balance Detail Report
○	☐	○	○	Balance Review Summary Report
☐	○	○	○	Change Payment
○	○	○	☐	Convert Currency
○	○	○	☐	Delete Payment Change
○	○	○	☐	Receive Payment Option
○	○	○	☐	View Currency Translations
○	○	○	☐	View Customer Master
○	○	☐	○	View Payments Received

QUESTION: 244
HOTSPOT

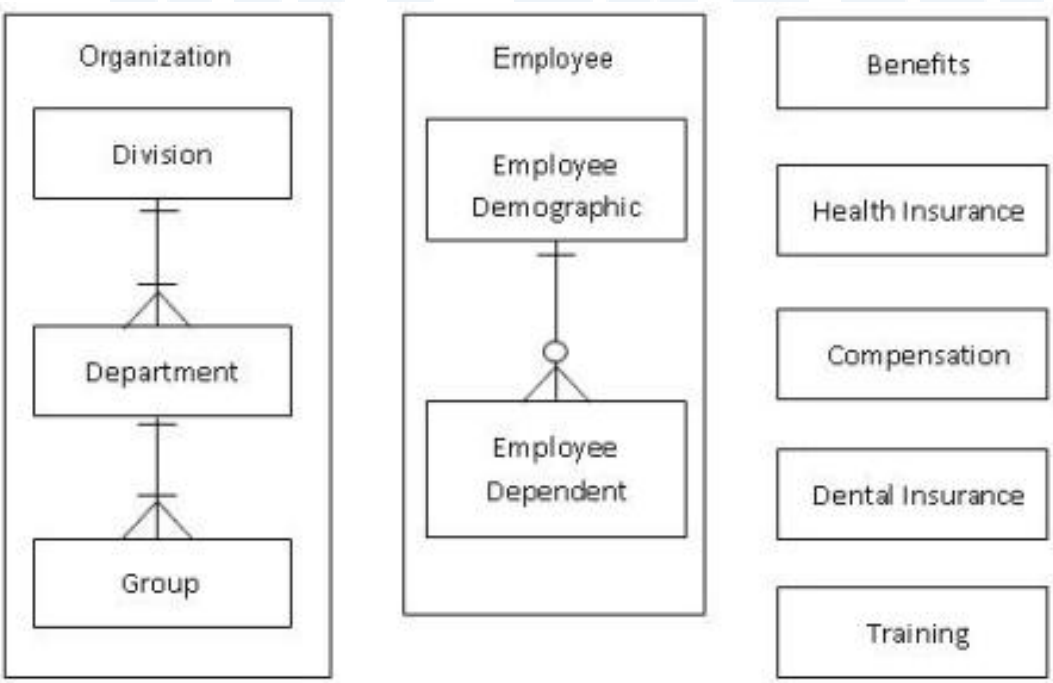

- The Organization consists of three levels of organizational hierarchy. There are one or more Groups to a Department and one or more Departments to a Division. When a Division is deleted all associated Departments and Groups are also deleted. Organization data (including all three parts) is maintained by the Payroll application.
- All the remaining tables are maintained by the HR application.
- All the remaining data is maintained by the HR application.
- The HR application stores information on the employee in the Employee logical file. Employee dependent information about the spouse and children of the employee are stored on the Employee Dependent table.
- Health insurance plan, dental insurance plan, life insurance, and accident insurance data is stored in the Benefits logical file.
- Pay rate, bonus percentage, vacation accrual rate, vacation balance, and pension accrual rate are stored on the Compensation logical file.
- Training classes attended and scheduled are stored in the Training logical file.
- The health insurance table contains the code and description for all Health Insurance plans offered to the employees for health coverage.
- The dental insurance table contains the code and description for all Dental Insurance plans offered to the employee for dental coverage From the Names of Possible Functions listed identify the data functions for the HR application. Select N/A if a Name of Possible Function does not apply. Identify the data functions used:

ILF	EIF	N/A	Names of Possible Functions
○	○	○	Benefits
○	○	○	Compensation
○	○	○	Department
○	○	○	Division
○	○	○	Employee
○	○	○	Employee Dependents
○	○	○	Group
○	○	○	Health Insurance
○	○	○	Organization
○	○	○	Training

Answer:

ILF	EIF	N/A	Names of Possible Functions
☐	○	○	Benefits
☐	○	○	Compensation
○	○	☐	Department
○	○	☐	Division
☐	○	○	Employee
○	○	☐	Employee Dependents
○	○	☐	Group
○	○	☐	Health Insurance
○	☐	○	Organization
☐	○	○	Training

QUESTION: 245
HOTSPOT
A baseline count is to be conducted for the Payment Information Application (PIA). Client Credit History logical file is made available to the teller while processing a customer's wire payment. The Client Credit History logical file is retrieved from the Credit Master Application (CMA). PIA also receives an end-of-day import file of wire payments from the Foreign Banking (FB) application. PIA maintains all customer wire payments in the Wire Payment logical file. During the processing of the wire payments, the currency is converted from the customer's local currency to PIA's currency using the FB application Currency logical file. The teller must review the client credit history, and then update the Credit Limit logical file in the PIA before processing the wire payment. Tellers maintain the Customer Account logical file using the maintain customer account function within PIA. From the Names of Possible Functions listed identify the data functions for the PIA. Select N/A if a Name of Possible Function does not apply.
Identify the data functions used:

ILF	EIF	N/A	Names of Possible Functions
○	○	○	Client Credit History
○	○	○	Credit Limit
○	○	○	Credit Limit Values
○	○	○	Credit Risk
○	○	○	Currency
○	○	○	Customer Account
○	○	○	Teller
○	○	○	Wire Payment

Answer:

ILF	EIF	N/A	Names of Possible Functions
○	○	○	Client Credit History
○	○	○	Credit Limit
○	○	○	Credit Limit Values
○	○	○	Credit Risk
○	○	○	Currency
○	○	○	Customer Account
○	○	○	Teller
○	○	○	Wire Payment

QUESTION: 246
HOTSPOT
The Stock Purchasing (SP) and Point of Sale (POS) applications have the following requirements.
- The POS application maintains details of customer purchases in the Item Purchases logical file.
- The SP application is used to place orders with suppliers based on daily inventory levels.

- The SP application is used to maintain supplier information. The Supplier Information logical file contains descriptions of items the supplier stocks and supplier contact information.
- The Inventory logical file is maintained by the SP application through a daily batch process which references the Item Purchases logical file.
- When the batch process is complete, the SP application displays a list of items that are below 20% of normal inventory levels. The user selects items to be ordered and specifies the supplier. The SP application then generates a purchase order for each supplier. The purchase orders are sent electronically to each supplier and stored in the Order logical file.
- From the Names of Possible Functions listed identify the data function both the SP and POS applications. Select N/A if a Name of Possible Function does not apply. Identify the functions used:

ILF	EIF	N/A	Names of Possible Function
○	○	○	Item Purchases (POS)
○	○	○	Item Purchases (SP)
○	○	○	Inventory (POS)
○	○	○	Inventory (SP)
○	○	○	Order (POS)
○	○	○	Order (SP)
○	○	○	Supplier Information (POS)
○	○	○	Supplier Information (SP)
○	○	○	Supplier Stock (POS)
○	○	○	Supplier Stock (SP)

Answer:

ILF	EIF	N/A	Names of Possible Function
○	○	○	Item Purchases (POS)
○	○	○	Item Purchases (SP)
○	○	○	Inventory (POS)
○	○	○	Inventory (SP)
○	○	○	Order (POS)
○	○	○	Order (SP)
○	○	○	Supplier Information (POS)
○	○	○	Supplier Information (SP)
○	○	○	Supplier Stock (POS)
○	○	○	Supplier Stock (SP)

QUESTION: 247
HOTSPOT
The Robot Automation Program (RAP) is an application which allows factory technicians to create and edit the weld placement programs for various robots on the assembly line. Both transactions maintain the Weld Specification and Robot logical files.

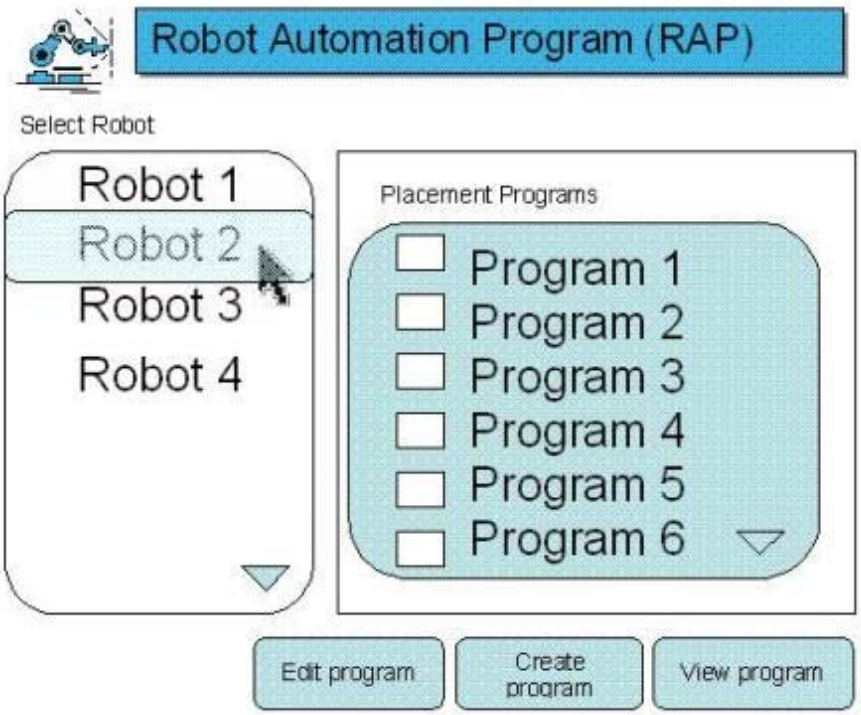

The use may select and view reboot details:

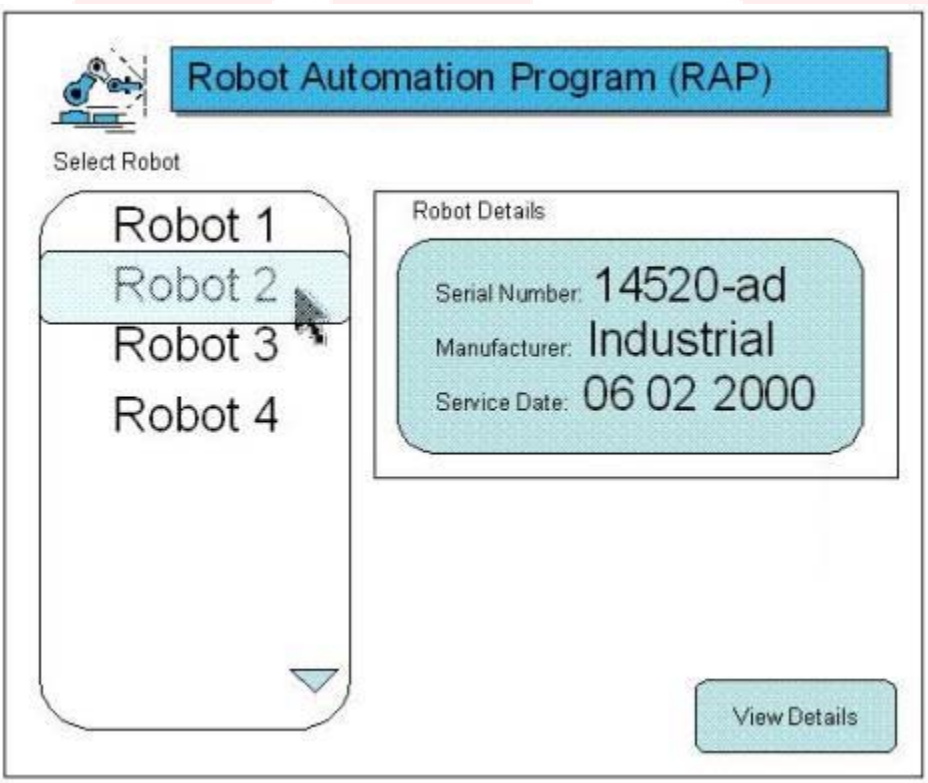

The user may print individual welding program details:

From the Names of Possible Functions listed identify the transactional functions for the RAP application. Select N/A if a Name of Possible Functions does not apply. Identify the functions used:

EI	EO	EQ	N/A	Names of Possible Functions
○	○	○	○	Add New Robot
○	○	○	○	Edit Weld Placement Program
○	○	○	○	Logon
○	○	○	○	Create Weld Placement Program
○	○	○	○	View Loaded Weld Programs
○	○	○	○	View Robot Details
○	○	○	○	View Weld Placement Program
○	○	○	○	Print Weld Program Details
○	○	○	○	Edit Robot Detail

Answer:

EI	EO	EQ	N/A	Names of Possible Functions
○	○	○	☐	Add New Robot
☐	○	○	○	Edit Weld Placement Program
○	○	○	☐	Logon
☐	○	○	○	Create Weld Placement Program
○	○	○	☐	View Loaded Weld Programs
○	○	☐	○	View Robot Details
○	○	☐	○	View Weld Placement Program
○	○	☐	○	Print Weld Program Details
○	○	○	☐	Edit Robot Detail

QUESTION: 248
HOTSPOT
The Procurement application user requires the ability to control how and when reports are printed. The following list shows the specific user requirements for generating reports:
- Display a list of reports that are available to be printed.
- The user selects a report to be printed. If report control information exists for the requested report, the report control is displayed from the Report Control logical file.
- If report control information has not been specified for the requested report, the user may add the following report controls:
- If report control information exists for the requested report, the user may update or delete the report controls.
From the Names of Possible Functions listed identify the transactional functions for the Procurement application. Select N/A if a Name of Possible Function does not apply. Identify the functions used:

EI	EO	EQ	N/A	Names of Possible Functions
○	○	○	○	Add Report
○	○	○	○	Add Report Controls
○	○	○	○	Delete Report
○	○	○	○	Delete Report Controls
○	○	○	○	List Reports
○	○	○	○	Update Report
○	○	○	○	Update Report Control
○	○	○	○	View Report
○	○	○	○	View Report Controls

Answer:

EI	EO	EQ	N/A	Names of Possible Functions
○	○	○	☐	Add Report
☐	○	○	○	Add Report Controls
○	○	○	☐	Delete Report
☐	○	○	○	Delete Report Controls
○	○	☐	○	List Reports
○	○	○	☐	Update Report
☐	○	○	○	Update Report Control
○	○	○	☐	View Report
○	○	☐	○	View Report Controls

QUESTION: 249

HOTSPOT

The Account Reconciliation Application (ARA) is used by banking operations to match credit (in) and debit (out) transactions within client accounts. Both credit and debit transactions are received from several other applications and stored as the Client Reconciliation logical file. ARA is capable of automatically matching transactions based on the Business Parameters logical file which is maintained by users in the ARA. Access permissions in the User Access logical file are maintained by users in the ARA, and contain online user account permissions and approval levels. The users can maintain their own report forms in the Reporting logical file. All reports use the Currency logical file, which is maintained by an external application, to convert the local payment currency to Euros. From the Names of Possible Functions listed identify the data functions for the ARA. Select N/A if a Name of Possible Function does not apply. Identify the functions used:

ILF	EIF	N/A	Names of Possible Function
○	○	○	Business Parameters
○	○	○	Client Reconciliation
○	○	○	Credit
○	○	○	Currency
○	○	○	Debit
○	○	○	Reporting
○	○	○	Security
○	○	○	User Access

Answer:

ILF	EIF	N/A	Names of Possible Function
○	○	○	Business Parameters
○	○	○	Client Reconciliation
○	○	○	Credit
○	○	○	Currency
○	○	○	Debit
○	○	○	Reporting
○	○	○	Security
○	○	○	User Access

KILL EXAMS
KILLEXAMS.COM

KILLEXAMS.COM

Killexams.com is a leading online platform specializing in high-quality certification exam preparation. Offering a robust suite of tools, including MCQs, practice tests, and advanced test engines, Killexams.com empowers candidates to excel in their certification exams. Discover the key features that make Killexams.com the go-to choice for exam success.

Exam Questions:

Killexams.com provides exam questions that are experienced in test centers. These questions are updated regularly to ensure they are up-to-date and relevant to the latest exam syllabus. By studying these questions, candidates can familiarize themselves with the content and format of the real exam.

Exam MCQs:

Killexams.com offers exam MCQs in PDF format. These questions contain a comprehensive collection of questions and answers that cover the exam topics. By using these MCQs, candidate can enhance their knowledge and improve their chances of success in the certification exam.

Practice Test:

Killexams.com provides practice test through their desktop test engine and online test engine. These practice tests simulate the real exam environment and help candidates assess their readiness for the actual exam. The practice test cover a wide range of questions and enable candidates to identify their strengths and weaknesses.

Guaranteed Success:

Killexams.com offers a success guarantee with the exam MCQs. Killexams claim that by using this materials, candidates will pass their exams on the first attempt or they will get refund for the purchase price. This guarantee provides assurance and confidence to individuals preparing for certification exam.

Updated Contents:

Killexams.com regularly updates its question bank of MCQs to ensure that they are current and reflect the latest changes in the exam syllabus. This helps candidates stay up-to-date with the exam content and increases their chances of success.