



Up-to-date Practice Test with Latest Questions and Answers covering latest syllabus and topics of the exam. Makes you ready to face actual exam.



MCD-ASSOC Practice Questions  
MCD-ASSOC Practice Test  
MCD-ASSOC Practice Exam  
MCD-ASSOC Exam Questions  
MCD-ASSOC Study Guide



[killexams.com](http://killexams.com)

**Mulesoft**

# MCD-ASSOC

*MuleSoft Certified Developer - Integration and API Associate*

ORDER FULL VERSION

<https://killexams.com/pass4sure/exam-detail/MCD-ASSOC>



Question: 53

A RAML specification is defined to manage customers with a unique identifier for each customer record. What URI does Mulesoft recommend to uniquely access the customer identified with the unique ID 1234?

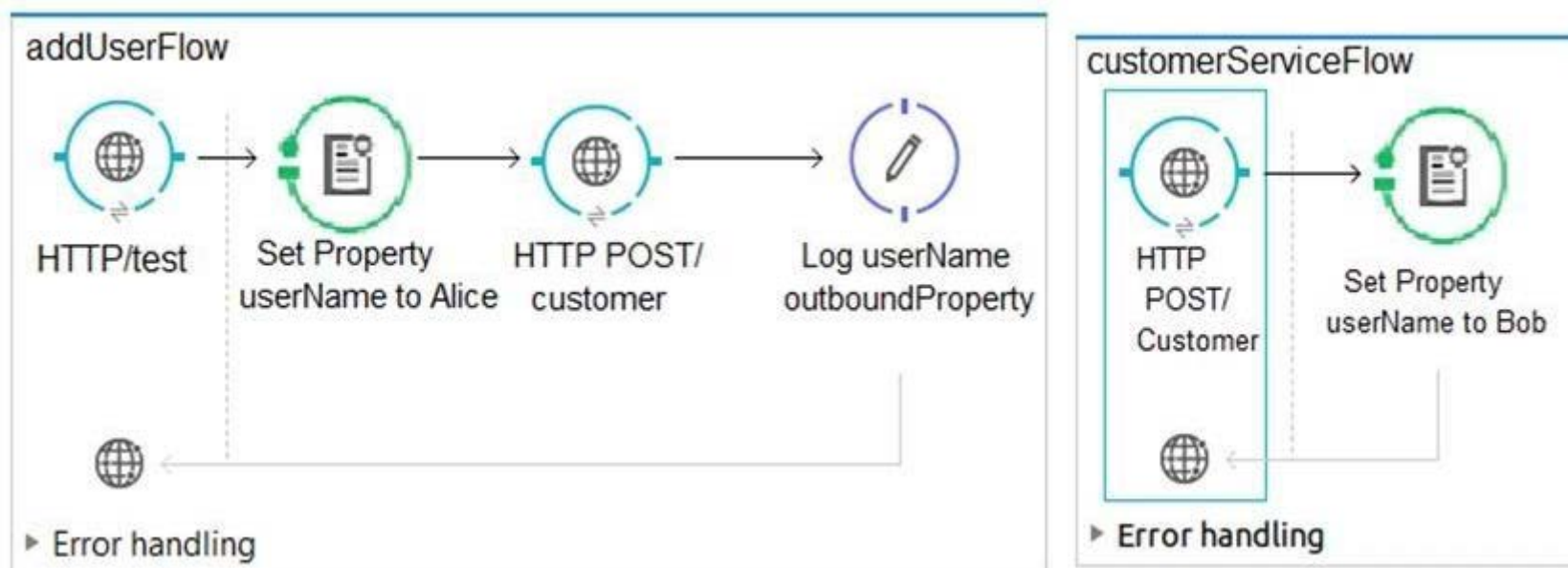
- A. `/customers/1234`
- B. `/customers?operation=get&custid=1234`
- C. `/customers/custid=1234`
- D. `/customers?custid=1234`

Answer: A

Reference: <https://dzone.com/articles/designing-api-with-raml>

Question: 54

Refer to the exhibits. What value is logged after a web client submits a request to `http://localhost:8081/test?userName=Cindy?`



```
<flow name= "addUserFlow">
  <http:listener config-ref="HTTP_listener_Conf" path="/*" doc:name= "HTTP
/test"/>
  <set-property propertyName="userName" value="#['Alice']" doc:name= "Set
Property userName to Alice" />
  <http:request config-ref= "HTTP_Request_Conf" path="customer" method=
"POST" doc:name= "HTTP POST /customer" />
  <logger message= "#[message.outboundProperties.userName]" level= "INFO"
doc:name= "Log userName outboundProperty"/>
</flow>
```

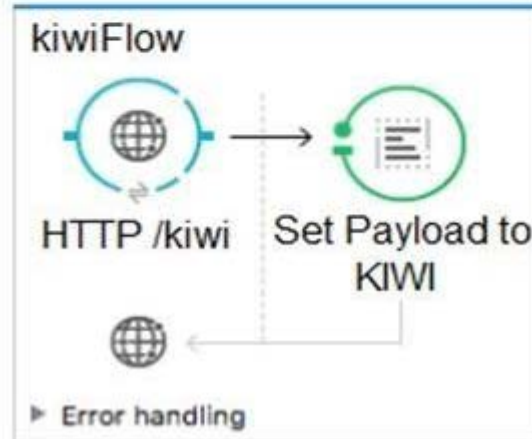
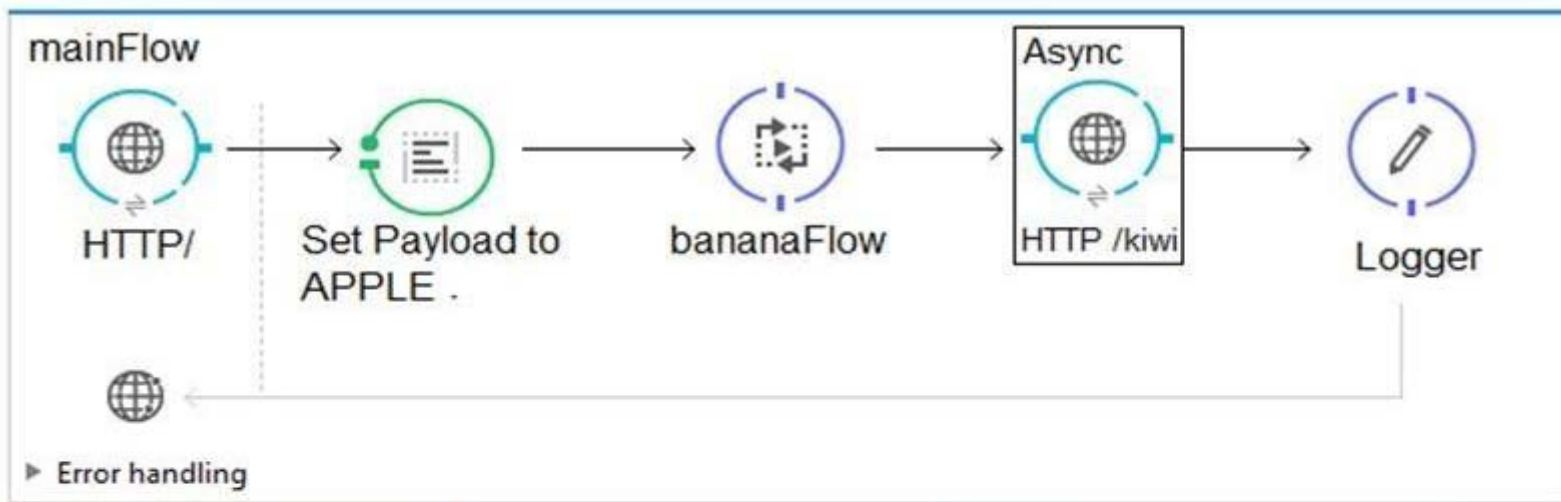
```
<flow name= "customerServiceFlow">
  <http:listener config-ref= "HTTP_Listener_Conf" path="/customer"
doc:name="HTTP POST /customer" allowedMethods="POST">
  <http:response-builder>
  </http:response-builder>
</http:listener>
  <set-property propertyName= "userName" value= "#['Bob']" doc:name= "Set
Property userName to Bob" />
</flow>
```

- A. null
- B. Alice
- C. Cindy
- D. Bob

Answer: A

Question: 55

Refer to the exhibits. What is the expected payload at the end of mainFlow?



```
<flow name="mainFlow">
  <http:listener config-ref="HTTP_Listener_Configuration"
    path="/" doc:name="HTTP /" />
  <set-payload value="APPLE" doc:name="Set Payload to APPLE"/>
  <flow-ref name="bananaFlow" doc:name="bananaFlow" />
  <async doc:name="Async">
    <https:request config-ref="HTTP_Request_Configuration" path="/kiwi" method="GET"
    doc:name="HTTP /kiwi" />
  </async>
  <logger level="INFO" doc:name="Logger"/>
</flow>

<flow name="bananaFlow">
  <set-payload value="BANANA" doc:name="Set Payload to BANANA"/>
</flow>

<flow name="kiwiFlow" processingStrategy="synchronous">
  <http:listener config-ref="HTTP_Listener_Configuration" path="/kiwi" doc:name="
  HTTP /kiwi"/>
  <set-payload value="KIWI" doc:name="SetPayload to KIWI"/>
</flow>
```

- A. KIWI
- B. APPLE

- C. Null
- D. BANANA

Answer: A

Question: 56

Refer to the exhibit. What DataWeave expression transforms the input to the output?

The screenshot shows a DataWeave editor with two panels. The left panel, titled 'json\_1.json', contains a JSON array of two order objects. The right panel, titled 'Output Payload', shows the resulting XML output. The XML is a root element 'order' containing two 'item' elements. Each 'item' element has an 'itemName' attribute and a 'total' attribute. The first item is 'T-shirt Navy' with a total of 20. The second item is 'Cargo shorts' with a total of 60.

```
json_1.json
[
  {
    "orderID": 592,
    "shipping": "international",
    "item": "T-shirt Navy",
    "size": "L",
    "quantity": 1,
    "price": 20
  },
  {
    "orderID": 972,
    "shipping": "domestic",
    "item": "Cargo shorts",
    "size": "L",
    "quantity": 2,
    "price": 30
  }
]

Output Payload
1 @ $dw 1.0
2 %output application/xml
3
4
5 ---
6 @
7 @
8 @
9
10
11
12
13
14
15
16

<?xml version='1.0' encoding='UTF-8'?>
<order>
  <item>
    <itemName>T-shirt Navy</itemName>
    <total>20</total>
  </item>
  <item>
    <itemName>Cargo shorts</itemName>
    <total>60</total>
  </item>
</order>
```

- A.

```
order:
  {{
    payload map item: {
      itemName: $.item,
      total: $.price * $.quantity
    }
  }}
```
- B.

```
order:
  payload map item: {{
    itemName: $.item,
    total: $.price * $.quantity
  }}
```
- C.

```
{{
  payload map order: { item:
    itemName: $.item,
    total: $.price * $.quantity
  }
}}
```
- D.

```
payload map order: item: {
  itemName: $.item,
  total: $.price * $.quantity
}
```

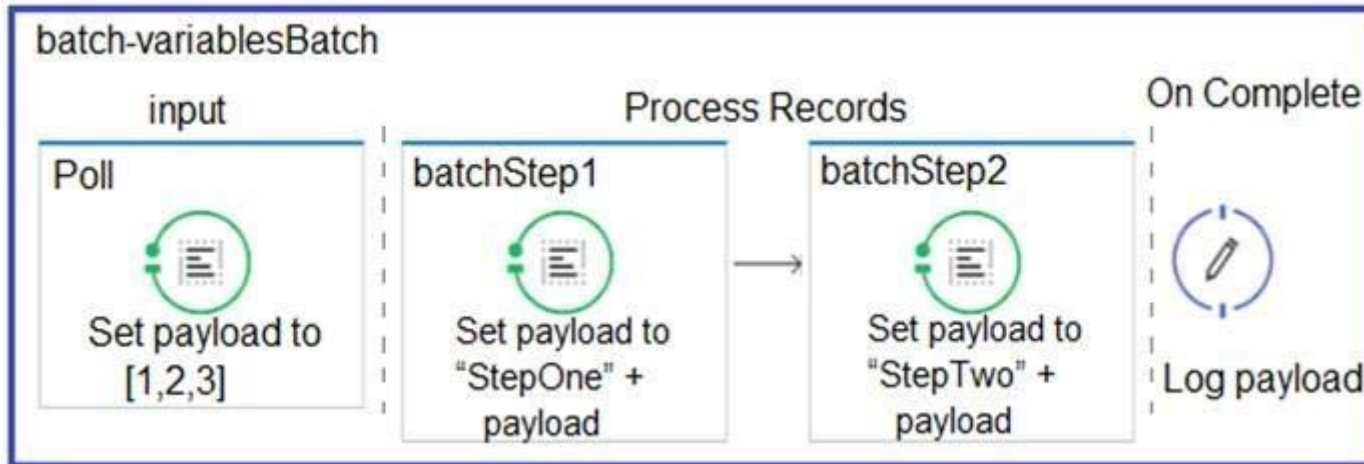
Answer: A

Explanation

Reference: <https://blogs.mulesoft.com/dev/anypoint-platform-dev/weaving-it-with-dataweave-expression/>

Question: 57

Refer to the exhibit. What is the output payload in the On Complete phase?



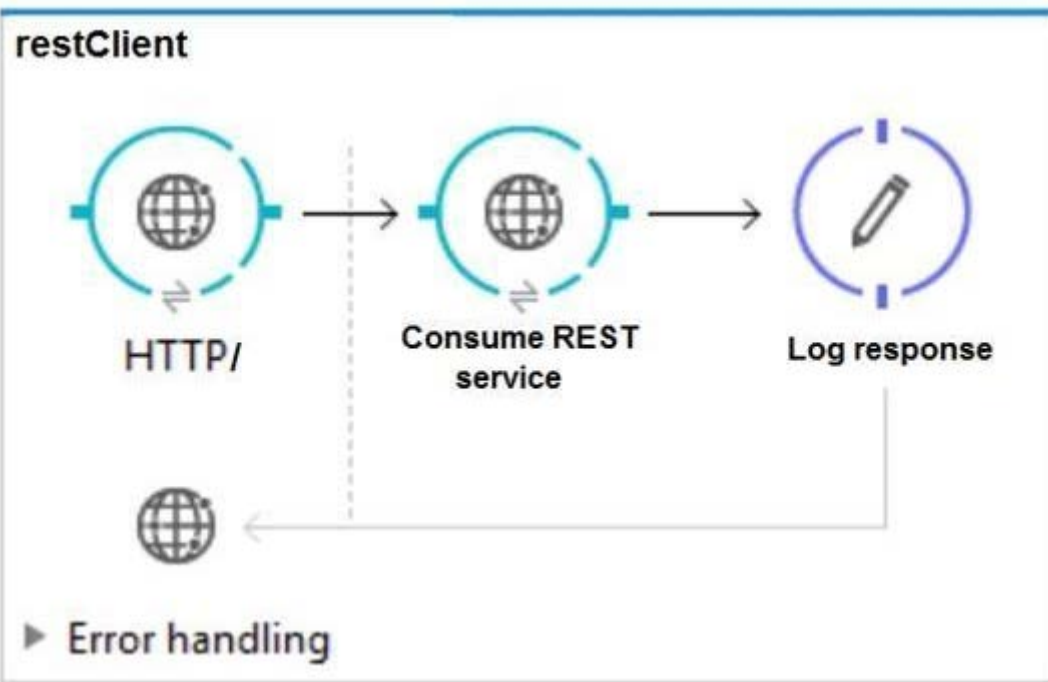
- A. The records processed by all batch steps: [StepTwoStepOne1, StepTwoStepOne2, StepTwoStepOne3]
- B. Summary statistics with NO record data
- C. The original payload: [1,2,3]
- D. The records processed by the last batch step: [StepTwo1, StepTwo2, StepTwo3]

Answer: D

Reference: <https://docs.mulesoft.com/mule-runtime/4.2/batch-processing-concept>

Question: 58

Refer to the exhibits. The http:request has failed with a Timeout exceeded error. What HTTP Request parameter must be modified to resolve this error?



```

*****
Message      : Error sending HTTP request to http://localhost:8082/.
Payload      : {NullPayload}
Payload Type  : org.mule.transport.NullPayload
Element      : /restClient/processors/0 @ mcd-assoc-4.01.02-ram-rest-consumer-error:rest-
consumer-error.xml:25
Element XML   : <http:request config-ref="HTTP_Request_Configuration_localhost8082"
path="/" method= "GET" doc:name=
-----
-----

Root Exception stack trace:
java.util.concurrent.TimeoutException: Timeout exceeded

    at com.ning.http.client.providers.grizzly.GrizzlyAsyncHttpProvider.timeout
(GrizzlyAsyncHttpProvider.java:433)
    at com.ning.http.client.providers.grizzly.GrizzlyAsyncHttpProvider$3.onTimeout
(GrizzlyAsyncHttpProvider.java:281)
    at org.glassfish.grizzly.utils.IdleTimeoutFilter$DefaultWorker.doWork
(IdleTimeoutFilter.java:402)
    at org.glassfish.grizzly.utils.IdleTimeoutFilter$DefaultWorker.doWork
(IdleTimeoutFilter.java:381)
    at org.glassfish.grizzly.utils.DelayedExecutor$DelayedRunnable.run(DelayedExecutor.java:158)
    at java.util.concurrent.ThreadPoolExecutor.runWorker(ThreadPoolExecutor.java:1142)
    at java.util.concurrent.ThreadPoolExecutor$Worker.run(ThreadPoolExecutor.java:617)
    at java.lang.Thread.run(Thread.java:745)

```

- ```

*****

```
- A. Client Certificate Timeout
  - B. Transaction Timeout
  - C. Connect Idle Timeout
  - D. Response Timeout

Answer: D

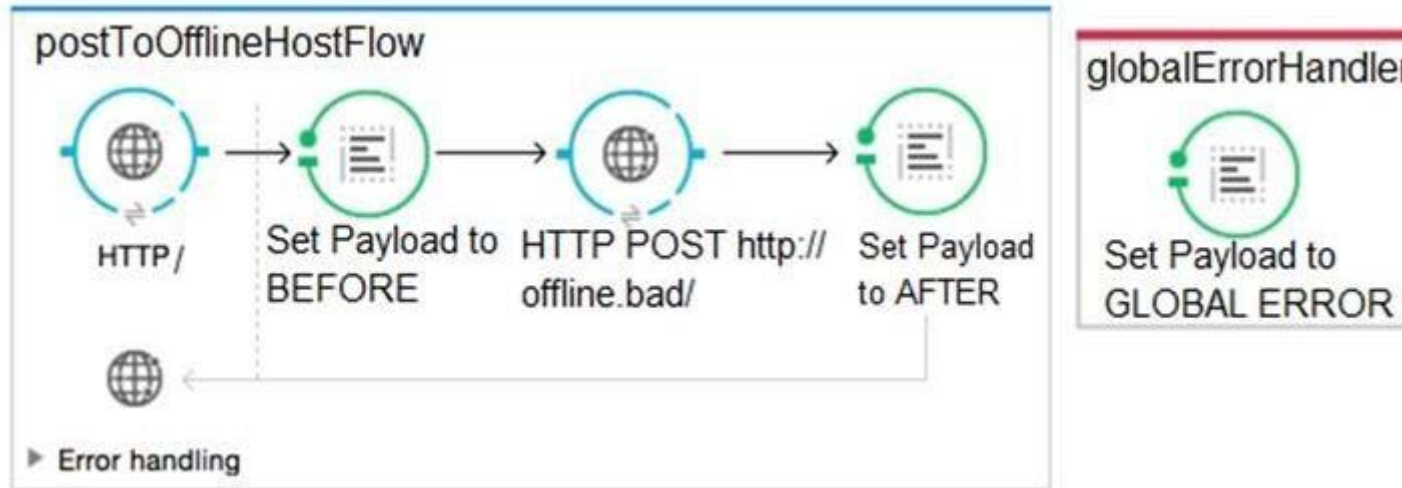
Reference: <https://help.mulesoft.com/s/article/Getting-Error-sending-HTTP-request-when-sending-request-using-http-requester>

Question: 59

Refer to the exhibits. A Mule application is configured to use the globalErrorHandler exception handler.

When the flow is executed, a request is made to a host that is currently offline and a Java exception is thrown with the message "Error sending HTTP request to http://offline.bad:80/".

What response is returned to a web client request to postToOfflineHostFlow's HTTP Listener?

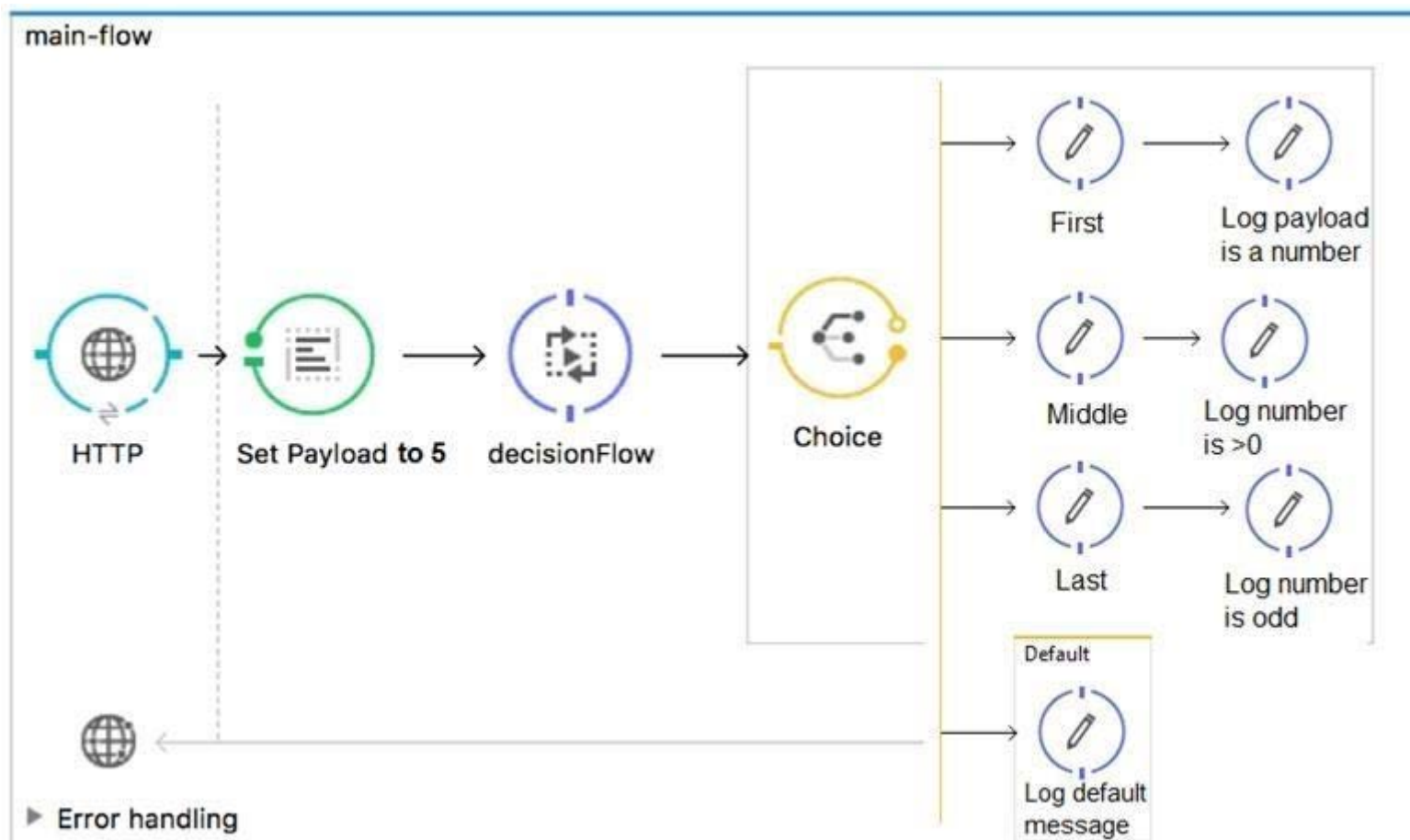


- A. AFTER
- B. BEFORE
- C. Error sending HTTP request to http://offline.bad:80/
- D. GLOBAL ERROR

Answer: C

Question: 60

Refer to the exhibit. All three of the conditions for the Choice router are true. What message processors are executed?



- A. First
- B. First, Default
- C. First, Middle, Last
- D. First, Middle, Last, Default

Answer: C

Reference: <https://docs.mulesoft.com/mule-runtime/3.9/choice-flow-control-reference>

Killexams.com is a leading online platform specializing in high-quality certification exam preparation. Offering a robust suite of tools, including Exam Questions, practice tests, and advanced test engines, Killexams.com empowers candidates to excel in their certification exams. Discover the key features that make Killexams.com the go-to choice for exam success.



## Practice Exam Questions Based on Current Exam Objectives

Killexams.com provides practice exam questions aligned with the latest official exam objectives and latest syllabus. Our content is reviewed and updated regularly to reflect recent changes announced by certification vendors. By studying these practice questions, candidates will cover the structure, difficulty level, and topics of the actual exam, helping them prepare more effectively and efficiently.

## Comprehensive Practice Exams (PDF Format)

Killexams.com offers multiple-choice questions (MCQs) in easy-to-read PDF format, covering all major domains of the exam. Each PDF contains a structured collection of practice questions and verified answers designed to support focused study. These MCQs help candidates reinforce key concepts, identify knowledge gaps, and improve exam readiness through consistent practice.

## Realistic Practice Tests (Online Test Engine & Desktop Test Engine)

To support hands-on preparation, Killexams.com provides practice tests through both an Online Test Engine and a Desktop Test Engine. These tools are designed to simulate a real exam environment, allowing candidates to practice under exam-like conditions, with latest syllabus and topics of the exam. Performance tracking, test history, and result analysis help users evaluate their progress and focus on areas that need improvement.

## Risk-Free Purchase Policy

Killexams.com follows a transparent and customer-friendly purchase policy. If users are not satisfied with the study materials, they may request assistance or a refund in accordance with our published terms and conditions. This policy reflects our commitment to customer satisfaction, fairness, and confidence in our preparation resources.

## Regularly Updated Content

Our practice question bank is reviewed and updated on an ongoing basis to stay aligned with the latest exam outlines and vendor updates. This ensures candidates are studying up-to-date, relevant material, and preparing with content that reflects current exam expectations, helping them stay confident and well-prepared.